







Resources can be found in the Year 2 Home Learning section of the school website. All tasks can be completed on paper or on screen. There's no need to print anything.

English	Maths	RE
<p>Remember to use your best handwriting skills in all writing tasks.</p>  <p>English This week your work will be based on a nonsense poem by Edward Lear. You will need to use your imagination to help you complete some art and writing tasks! I can't wait to see what you do.</p> <p>Everything you need is in the PDF file on our Home Learning page.</p> <p>Don't forget to send your work to me at info@st-jo-st.dudley.sch.uk.</p> <p>Reading Read for at least 20 minutes a day. You can choose a favourite story book or there are lots of eBooks available at www.oxfordowls.co.uk</p>  <p>Or you can try The Collins Big Cat</p>	<p>MATHS</p> <p><u>Mental Maths work and revision</u></p> <p>Continue to complete the Education City tasks in the Homework section.</p> <p>Complete the daily Times Tables and Revision Activities that you will find in the Maths PDF file in our Home Learning folder on the website.</p> <p>Use Topmarks Daily 10 to increase your speed in mental maths and challenge yourself! You can choose your topic and your level yourself although level 2 might be a good place to start. . https://www.topmarks.co.uk/maths-games/daily10</p> <p>You could also try the activities at https://www.timestables.co.uk</p>  <p><u>Learning about measures – litres, temperature and time.</u></p> <p>This week you will be learning to</p>	<p>This week you will be learning all about the Mass.</p> <p>I would like you to:</p> <p>Create a poster explaining some of the key things that happen in the Mass.</p> <p>I would also like you to plan a simple Liturgy to share with your family. You can use what you have learned about the Mass to help you. Remember to use the 4 elements of the Mass:</p> <p>Gather – come together to pray Listen- listen to your favourite Bible story Respond – talk about what that story means to you Go forth – Pray and decide how you will bring God's love to others this week.</p> <p>You can use this week's Wednesday Word to help you: http://www.wednesdayword.org/school/index.htm</p>  <p>Every thing you need to complete the</p>

Readers at:

<https://connect.collins.co.uk/school/Portal.aspx>

Click on the Teacher portal and enter:

Username: parents@harpercollins.co.uk

Password: Parents20!

Then click Login.

Spelling & Handwriting

This week you will practise spelling words beginning with 'wr'. Everything you need is in the PDF File on our Home Learning page.

measure volume, temperature and time.

Your lessons are based on the videos at: www.whiterosemaths.com

Go to **Year 2 - Summer Term 1 Week 11**. You will use **lessons 1-4**,

There are also some other tasks and Learn Screens in the maths PDF file for this week in our Home Learning Folder. These will help you complete the main lesson activities.

Lesson 1 – Measure in litres

Lesson 2 – Measure temperature

Lesson 3 – Time – o'clock and half past

Lesson 4 – Time – quarter to and quarter past

Lesson 5 – Investigations and challenges

The best way to understand these maths concepts is to carry out lots of practical tasks at home. There are lots of ideas for you to try in the Home Learning pack. You can also use the additional activities at **BBC Bitesize** – look at the **Year 2 lessons for w/c 6th July**.

Don't forget to send photos of what you have done to me at info@st-jost.dudley.sch.uk

tasks is in the PDF file in our Home Learning Folder.

I can't wait to see your work, so please send photos to me at info@st-jost.dudley.sch.uk

--	--	--